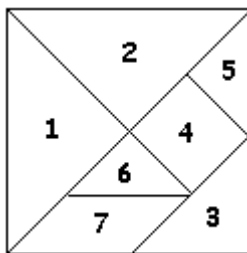


TANGRAMS

These are the 7 "tans" that make up a tangram puzzle:

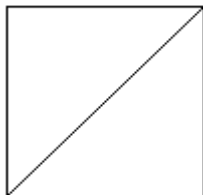


- 2 large triangles (pieces 1,2)
- 2 little triangles (pieces 5,6)
- 1 medium triangle (piece 3)
- 1 square (piece 4)
- 1 parallelogram (piece 7)

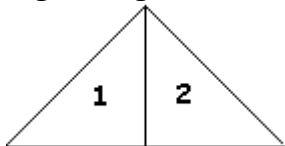
FOLD and CUT your own tangrams, in SEVEN easy steps:

(1) Begin with a big square (any size, but the standard tangrams are 4"x4".)

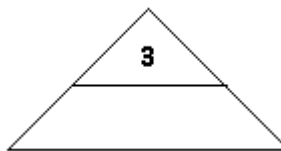
(2) Fold the square in half and cut it apart to make two triangles:




(3) Take one of the resulting triangles. Cut it in half to make pieces 1 and 2:



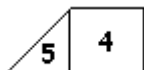
(4) Take the other triangle and fold down the top. Cut it off to make piece 3.



(5) Take the long trapezoid. Fold it in half, to make two right trapezoids:



(6) Fold one of the right trapezoids to make a square and small triangle (pieces 4,5).



(7) This is the hardest fold: Fold up the right angle at the bottom of the last right trapezoid, to make the small triangle and the parallelogram (pieces 6,7).

